















All-Around Results

Rank	BIB	Name	NOC Code																			Total
				D	Total	Rk.	D	Total	Rk.	D	Total	Rk.	D	Total	Rk.	D	Total	Rk.	D	Total	Rk.	
1	152	BRUGNAMI Tommaso	ITA	5.0 8.650	13.650 0.00	1 8.600	4.1 0.00	12.700 0.00	16 8.800	4.3 0.00	13.100 9.500	5 0.00	5.2 0.00	14.700 8.750	1 0.00	4.1 8.550	12.850 0.00	15 0.00	4.2 0.00	12.750 0.00	12	79.750
2	132	RUSHWORTH Jonas	GBR	4.3 7.900	12.100 -0.10	42 8.900	4.5 0.00	13.400 0.00	7 9.200	3.9 0.00	13.100 9.400	3 0.00	4.8 0.00	14.200 8.750	4 0.00	4.9 8.700	13.650 0.00	2 0.00	4.1 8.700	12.800 0.00	10	79.250
3	131	NISCOVEANU Alex	GBR	4.8 8.600	13.400 0.00	4 8.600	4.7 0.00	13.300 0.00	8 8.650	4.3 0.00	12.950 9.150	13 0.00	4.8 0.00	13.950 8.700	12 0.00	4.3 8.400	13.000 0.00	11 0.00	4.1 8.400	12.500 0.00	19	79.100
4	101	KHACHATRYAN Mamikon	ARM	4.0 8.950	12.950 0.00	15 8.750	5.4 0.00	14.150 0.00	3 9.150	3.9 0.00	13.050 9.300	7 0.00	4.0 0.00	13.300 8.900	24 0.00	3.9 9.000	12.800 0.00	19 0.00	3.4 9.000	12.400 0.00	21	78.650
5	124	KOVACS MOLCUT Sergio David	ESP	4.8 8.300	13.100 0.00	10 8.250	3.8 0.00	12.050 0.00	30 8.150	4.4 0.00	12.550 9.350	32 0.00	4.8 0.00	14.150 8.900	5 0.00	4.1 9.000	13.000 0.00	9 0.00	3.9 9.000	12.900 0.00	6	77.750
6	151	BERETTERA Manuel	ITA	5.0 7.800	12.800 0.00	22 8.350	4.4 0.00	12.750 0.00	14 8.650	4.2 0.00	12.850 9.250	16 0.00	4.8 0.00	13.950 8.150	10 -0.10	4.0 8.150	12.150 0.00	43 8.800	4.4 0.00	13.200 0.00	2	77.700
7	137	OEZTUERK Mert	GER	4.2 8.600	12.800 0.00	19 8.600	4.1 0.00	12.700 0.00	16 9.000	3.9 0.00	12.900 9.600	14 0.00	4.0 -0.10	13.500 8.450	21 0.00	4.3 8.700	12.750 0.00	22 0.00	4.2 8.700	12.900 0.00	8	77.550
8	135	EDER Jonas	GER	4.2 8.050	12.250 0.00	38 8.450	4.8 0.00	13.250 0.00	9 8.700	4.0 0.00	12.700 8.800	21 0.00	4.8 0.00	13.600 9.150	18 0.00	4.5 8.100	13.650 0.00	1 0.00	3.9 8.100	12.000 0.00	36	77.450
9	128	MANSARD Anthony	FRA	5.0 8.550	13.550 0.00	2 7.800	3.6 0.00	11.400 0.00	49 8.700	4.4 0.00	13.100 8.850	6 0.00	5.2 -0.10	13.950 7.500	13 0.00	4.4 8.750	11.900 0.00	60 0.00	4.7 8.750	13.450 0.00	1	77.350
9	102	MANUKYAN Hamlet	ARM	4.1 8.700	12.800 0.00	18 8.300	5.2 0.00	13.500 0.00	6 9.300	4.4 0.00	13.700 9.100	1 0.00	4.0 0.00	13.100 7.700	34 0.00	4.3 8.950	12.000 0.00	56 0.00	3.3 8.950	12.250 0.00	27	77.350
11	190	RUDYI Ivan	UKR	4.3 7.900	12.200 0.00	39 7.450	4.9 0.00	12.350 0.00	23 8.900	4.1 0.00	13.000 9.050	8 0.00	4.0 -0.10	12.950 8.850	38 0.00	4.7 8.550	13.550 0.00	3 0.00	4.6 8.550	13.150 0.00	4	77.200









All-Around Results

Rank	BIB	Name	NOC Code																			Total		
				D	Total	Rk.	D	Total	Rk.	D	Total	Rk.	D	Total	Rk.	D	Total	Rk.	D	Total	Rk.			
				E	Pen.		E	Pen.		E	Pen.		E	Pen.		E	Pen.		E	Pen.				
12	142	ZAMBORI Zala Samu	HUN	4.2	12.450	30	3.4	11.550	47	4.2	13.000	10	4.8	14.050	6	4.0	12.900	12	4.5	13.200	3	77.150		
				8.350	-0.10	8.150	0.00	8.800	0.00	9.250	0.00	8.900	0.00	8.700	0.00									
13	133	SCOTT Sol	GBR	4.8	11.400	65	4.7	12.750	15	4.0	12.450	34	4.8	14.350	2	4.2	13.300	4	3.8	12.700	14	76.950		
				7.000	-0.40	8.050	0.00	8.450	0.00	9.550	0.00	9.100	0.00	8.900	0.00									
14	180	RIESCO Carlo Mario	SUI	4.6	13.200	6	3.9	11.950	34	4.1	12.600	28	4.8	13.850	15	4.1	12.900	13	4.1	12.350	25	76.850		
				8.600	0.00	8.050	0.00	8.500	0.00	9.050	0.00	8.800	0.00	8.250	0.00									
14	153	VAZZOLA Diego	ITA	4.8	12.600	26	4.5	12.800	13	4.1	13.150	2	4.0	12.950	38	4.7	12.250	38	4.1	13.100	5	76.850		
				7.900	-0.10	8.300	0.00	9.050	0.00	9.050	-0.10	7.550	0.00	9.000	0.00									
16	122	GIRALDEZ PEREZ Alvaro	ESP	4.8	12.550	27	3.8	12.200	26	4.0	12.550	31	4.8	13.150	32	4.6	13.300	5	4.0	12.900	7	76.650		
				7.750	0.00	8.400	0.00	8.550	0.00	8.650	-0.30	8.700	0.00	8.900	0.00									
17	162	ATHERTON Leon	NED	4.6	12.900	17	4.5	12.000	33	4.0	12.800	17	4.0	13.200	28	4.4	12.850	17	4.2	12.550	18	76.300		
				8.300	0.00	7.500	0.00	8.800	0.00	9.200	0.00	8.450	0.00	8.350	0.00									
18	107	SCHEPERS Kyano	BEL	4.6	12.800	21	4.3	13.050	10	3.9	12.400	35	4.0	12.800	49	4.6	13.150	7	4.3	11.850	41	76.050		
				8.200	0.00	8.750	0.00	8.500	0.00	8.900	-0.10	8.550	0.00	7.550	0.00									
19	104	LINDPOINTNER Vincent	AUT	4.3	13.100	8	3.8	11.050	58	4.4	13.000	11	4.8	14.000	9	3.5	12.250	36	3.5	12.600	15	76.000		
				8.800	0.00	7.250	0.00	8.600	0.00	9.200	0.00	8.750	0.00	9.100	0.00									
20	130	BRECHE Elias	FRA	4.5	13.500	3	4.7	13.650	4	4.2	12.500	33	4.0	13.150	30	3.7	10.800	75	4.2	12.250	28	75.850		
				9.000	0.00	8.950	0.00	8.300	0.00	9.150	0.00	7.100	0.00	8.050	0.00									
21	110	IVANOV David	BUL	4.5	12.450	31	5.7	14.250	1	4.2	12.650	25	4.4	11.900	70	4.8	12.500	29	3.4	12.000	35	75.750		
				7.950	0.00	8.550	0.00	8.450	0.00	7.800	-0.30	7.700	0.00	8.600	0.00									
22	143	BOGYO Daniel Tamas	HUN	4.3	12.400	34	3.9	12.200	27	4.0	12.700	21	4.0	13.100	33	3.7	12.850	14	3.5	12.400	22	75.650		
				8.100	0.00	8.300	0.00	8.700	0.00	9.200	-0.10	9.150	0.00	8.900	0.00									









All-Around Results

Rank	BIB	Name	NOC Code																			Total	
				D	Total	Rk.	D	Total	Rk.	D	Total	Rk.	D	Total	Rk.	D	Total	Rk.	D	Total	Rk.		
23	178	ATEYEH Omar	SUI	4.5	13.000	13	5.0	11.850	39	4.1	12.900	15	4.8	13.550	20	4.0	12.150	43	3.8	12.150	31	75.600	
				8.500	0.00	6.850	0.00	8.800	0.00	8.850	-0.10	8.150	0.00	8.350	0.00								
23	105	FRAISL Mateo Elija	AUT	4.5	11.900	50	4.3	12.250	25	3.9	12.600	27	4.8	13.950	10	4.4	12.600	25	3.7	12.300	26	75.600	
				7.400	0.00	7.950	0.00	8.700	0.00	9.250	-0.10	8.200	0.00	8.600	0.00								
25	171	PUICEA David	ROU	4.5	12.450	31	4.2	12.150	29	3.9	12.400	35	4.4	13.400	23	4.5	12.850	18	4.3	12.250	29	75.500	
				7.950	0.00	7.950	0.00	8.500	0.00	9.000	0.00	8.350	0.00	7.950	0.00								
26	172	MIHAI Iustin	ROU	4.8	12.400	35	3.2	11.050	57	4.0	12.650	23	4.8	14.050	6	4.4	12.750	23	4.2	12.400	23	75.300	
				7.600	0.00	7.850	0.00	8.650	0.00	9.250	0.00	8.350	0.00	8.200	0.00								
27	141	KIS Dominik Csaba	HUN	4.1	12.700	23	4.0	12.400	20	3.9	12.700	20	4.0	13.450	22	3.8	12.550	26	3.7	10.900	63	74.700	
				8.600	0.00	8.400	0.00	8.800	0.00	9.450	0.00	8.750	0.00	7.200	0.00								
28	111	IVANOV Yoan	BUL	4.6	12.350	37	4.4	11.450	48	4.1	13.000	8	4.8	12.450	59	4.9	13.250	6	4.1	12.100	34	74.600	
				7.750	0.00	7.050	0.00	8.900	0.00	7.750	-0.10	8.350	0.00	8.000	0.00								
29	163	KESER Cas	NED	4.0	11.350	66	3.8	12.300	24	4.2	13.100	4	4.0	12.550	57	4.2	12.550	28	4.0	12.550	17	74.400	
				7.350	0.00	8.500	0.00	8.900	0.00	8.650	-0.10	8.350	0.00	8.550	0.00								
30	108	TOURNICOURT Victor	BEL	4.9	13.100	11	4.2	11.750	41	3.3	11.750	50	4.8	13.700	17	3.9	12.100	49	3.4	11.800	42	74.200	
				8.200	0.00	7.550	0.00	8.750	-0.30	8.900	0.00	8.200	0.00	8.400	0.00								
31	136	GLAESER Maximilian Valنتين	GER	4.4	12.000	46	3.6	11.300	51	3.8	12.350	38	4.8	13.600	18	4.5	12.200	39	3.7	12.700	13	74.150	
				7.600	0.00	7.700	0.00	8.550	0.00	8.800	0.00	7.700	0.00	9.000	0.00								
31	129	SAKOUHI Nael	FRA	4.5	12.800	20	4.0	10.350	65	4.2	12.650	25	4.8	14.000	8	4.1	13.000	9	3.9	11.350	48	74.150	
				8.300	0.00	6.350	0.00	8.450	0.00	9.300	-0.10	8.900	0.00	7.450	0.00								
33	164	MALTSEV Ivan	NOR	4.0	12.450	29	3.2	11.850	38	3.9	12.200	41	4.0	13.200	27	3.3	12.150	42	3.7	12.200	30	74.050	
				8.450	0.00	8.650	0.00	8.300	0.00	9.300	-0.10	8.850	0.00	8.500	0.00								









All-Around Results

Rank	BIB	Name	NOC Code																			Total
				D	Total	Rk.	D	Total	Rk.	D	Total	Rk.	D	Total	Rk.	D	Total	Rk.	D	Total	Rk.	
34	187	KARTIN Metehan	TUR	4.7 8.250	12.950 0.00	16 8.150	2.3 -0.30	10.150 8.400	67 4.0	12.400 0.00	37 7.950	5.2 -0.30	12.850 8.650	48 4.1	12.750 0.00	21 9.050	3.4 0.00	12.450 0.00	20	73.550		
35	149	ORTAL Ron	ISR	4.2 8.500	12.600 -0.10	25 8.550	3.6 0.00	12.150 8.500	28 3.7	12.200 0.00	40 9.300	4.0 0.00	13.300 0.00	24 3.6	12.000 0.00	54 7.000	3.8 0.00	10.800 0.00	65	73.050		
35	191	YEMELIANOV Yurii	UKR	4.8 6.700	11.500 0.00	61 7.050	4.2 0.00	11.250 7.650	55 3.8	11.450 0.00	57 9.200	4.0 0.00	13.200 0.00	28 4.3	12.850 0.00	16 8.400	4.4 0.00	12.800 0.00	11	73.050		
37	186	AVCI Alperen Ege	TUR	4.6 8.400	13.000 0.00	14 8.500	3.9 0.00	12.400 8.650	19 4.0	12.650 0.00	23 9.500	4.8 0.00	14.300 0.00	3 4.0	11.600 0.00	64 6.400	3.2 -0.60	9.000 0.00	75	72.950		
37	184	LEWANDOWSKI Oliver	SWE	4.3 8.850	13.150 0.00	7 8.250	3.8 0.00	12.050 8.100	30 3.3	11.400 0.00	58 9.000	4.0 -0.10	12.900 9.250	41 3.0	12.250 0.00	35 8.000	3.2 0.00	11.200 0.00	53	72.950		
39	120	DANEK Jonas	CZE	4.5 6.900	11.100 -0.30	72 7.850	3.8 0.00	11.650 8.300	44 3.8	12.100 0.00	44 9.100	4.8 -0.10	13.800 9.200	16 3.1	12.300 0.00	33 8.650	3.3 0.00	11.950 0.00	37	72.900		
40	161	ENSER Aaron	NED	4.7 8.500	13.100 -0.10	9 7.150	3.4 -0.30	10.250 7.450	66 4.1	11.550 0.00	56 8.800	5.2 -0.10	13.900 7.600	14 4.1	11.700 0.00	63 8.450	3.9 0.00	12.350 0.00	24	72.850		
41	173	BORCA Flavius	ROU	5.0 7.600	12.500 -0.10	28 7.950	4.1 0.00	12.050 7.900	32 3.9	11.800 0.00	49 8.100	4.8 -0.30	12.600 8.350	56 4.1	12.450 0.00	32 8.900	2.5 0.00	11.400 0.00	46	72.800		
41	139	EMINIDIS Serafeim	GRE	3.8 6.250	10.050 0.00	80 8.950	4.6 0.00	13.550 8.350	5 3.8	12.150 0.00	42 8.600	4.0 0.00	12.600 8.550	55 4.0	12.550 0.00	27 8.300	3.6 0.00	11.900 0.00	40	72.800		
43	188	SEN Deniz	TUR	4.0 7.650	11.650 0.00	54 7.900	4.5 0.00	12.400 8.300	21 3.3	11.600 0.00	54 8.850	4.0 0.00	12.850 9.050	46 3.1	12.150 0.00	40 8.800	3.3 0.00	12.100 0.00	32	72.750		
44	165	BERNTSEN Kasper	NOR	4.1 8.900	13.000 0.00	12 7.800	3.2 0.00	11.000 8.400	60 3.4	11.800 0.00	47 8.900	4.0 0.00	12.900 8.850	42 3.2	12.050 0.00	50 8.350	3.6 0.00	11.950 0.00	38	72.700		



All-Around Results

Rank	BIB	Name	NOC Code																			Total
				D	Total	Rk.	D	Total	Rk.	D	Total	Rk.	D	Total	Rk.	D	Total	Rk.	D	Total	Rk.	
45	183	ALTARAC Viggo	SWE	3.7	12.000	45	3.8	11.900	36	3.5	10.500	73	4.0	12.850	46	3.8	12.750	20	3.8	12.600	16	72.600
46	109	VAN KAMPEN Fynn	BEL	4.0	12.350	36	4.0	12.500	18	4.1	12.600	28	4.8	12.800	51	4.1	12.000	55	3.2	10.150	72	72.400
47	118	SAVVA Neofytos	CYP	3.9	10.650	78	3.9	12.350	22	4.0	12.800	17	3.2	12.250	61	3.9	12.450	31	3.6	11.750	43	72.250
48	123	GOMEZ FLORES Aitor	ESP	4.4	11.250	67	3.3	11.250	54	4.4	12.600	30	4.0	13.250	26	4.1	12.150	45	3.6	11.050	60	71.550
49	159	KAYSER Mathis	LUX	4.4	11.750	53	3.1	10.950	61	3.3	11.800	46	4.0	13.050	35	3.4	12.450	30	3.2	11.200	53	71.200
50	189	SHVED Sviatoslav	UKR	4.2	12.050	44	4.3	11.050	59	4.2	12.950	12	2.4	10.800	77	4.5	13.100	8	4.2	11.150	57	71.100
51	119	KALINIC Tomas	CZE	4.0	11.550	58	3.7	11.800	40	3.8	11.300	61	4.0	12.050	66	3.6	12.250	37	3.6	12.100	33	71.050
52	169	KOPERSKI Filip	POL	3.4	11.150	69	3.2	9.950	71	3.4	11.850	45	4.0	12.700	54	3.2	12.150	41	3.4	11.700	44	69.500
53	157	GRIKINIS Nedas	LTU	4.0	11.850	51	3.3	9.850	72	4.3	12.350	39	4.0	12.900	42	4.1	10.900	74	4.1	11.550	45	69.400
54	126	JAAKOLA Taavi	FIN	3.8	11.950	48	3.0	9.800	73	3.1	11.200	63	4.0	12.900	42	3.5	12.300	34	2.3	10.650	66	68.800
55	150	HACOHEN Erez	ISR	3.5	12.100	41	3.1	11.250	53	3.6	11.700	52	3.2	12.900	40	3.8	9.500	77	2.9	11.250	50	68.700









All-Around Results

Rank	BIB	Name	NOC Code																Total				
				D	Total	Rk.	D	Total	Rk.	D	Total	Rk.	D	Total	Rk.	D	Total	Rk.					
				E	Pen.		E	Pen.		E	Pen.		E	Pen.		E	Pen.						
56	158	PALERMO Joy	LUX	4.2	12.700	24	3.1	10.000	69	2.7	11.300	60	3.2	12.250	61	3.3	11.500	69	2.1	10.900	62	68.650	
				8.500	0.00	6.900	0.00	8.600	0.00	9.050	0.00	8.200	0.00	8.800	0.00	8.800	0.00						
57	160	MANGEN Ben	LUX	4.0	11.950	49	2.4	9.200	76	2.8	11.350	59	4.0	13.000	37	3.0	11.800	61	2.1	10.850	64	68.150	
				7.950	0.00	6.800	0.00	8.850	-0.30	9.000	0.00	8.800	0.00	8.750	0.00	8.750	0.00						
58	127	NIKKOLA Niilo	FIN	3.7	10.500	79	3.3	11.700	42	2.2	10.750	70	3.2	12.150	64	3.2	11.950	57	2.6	11.050	59	68.100	
				7.100	-0.30	8.400	0.00	8.550	0.00	8.950	0.00	8.750	0.00	8.450	0.00	8.450	0.00						
59	154	DEMIDOVICS Roberts	LAT	4.7	12.000	47	3.7	11.350	50	3.2	10.850	68	4.0	12.500	58	3.3	11.300	71	3.3	9.750	74	67.750	
				7.400	-0.10	7.650	0.00	7.650	0.00	8.600	-0.10	8.000	0.00	6.450	0.00	6.450	0.00						
60	185	CARMINGER Jasper	SWE	3.8	11.600	55	2.7	8.350	81	2.9	11.200	62	4.0	12.900	42	3.0	12.100	46	3.0	11.250	51	67.400	
				7.800	0.00	5.650	0.00	8.600	-0.30	8.900	0.00	9.100	0.00	8.250	0.00	8.250	0.00						
60	112	STANOEV Lyubomir	BUL	4.3	11.450	62	3.2	10.650	63	3.6	11.150	66	4.8	12.150	65	3.2	11.500	68	3.2	10.500	68	67.400	
				7.150	0.00	7.450	0.00	7.850	-0.30	7.650	-0.30	8.300	0.00	7.300	0.00	7.300	0.00						
62	117	GOGOS Petros	CYP	3.8	11.550	56	2.8	8.800	77	3.3	11.750	51	4.0	12.800	50	3.2	12.000	53	2.0	10.450	69	67.350	
				7.750	0.00	6.000	0.00	8.450	0.00	8.800	0.00	8.800	0.00	8.450	0.00	8.450	0.00						
63	156	MURENAS Martynas	LTU	4.1	10.750	76	3.7	9.250	75	3.5	11.800	48	3.2	11.700	71	3.8	11.900	59	3.4	11.900	39	67.300	
				6.650	0.00	5.550	0.00	8.300	0.00	8.500	0.00	8.100	0.00	8.500	0.00	8.500	0.00						
64	146	RAGNARSSON Lukas Ari	ISL	3.8	11.550	56	2.8	8.750	79	3.3	11.600	54	3.2	12.250	61	2.5	11.550	65	2.8	11.350	47	67.050	
				7.750	0.00	5.950	0.00	8.300	0.00	9.050	0.00	9.050	0.00	8.550	0.00	8.550	0.00						
65	181	SAMSON Sebastian	SVK	4.4	12.100	43	3.2	10.150	68	3.8	11.200	65	3.2	11.500	73	2.3	11.100	73	2.6	10.150	71	66.200	
				7.700	0.00	6.950	0.00	7.400	0.00	8.600	-0.30	8.800	0.00	7.550	0.00	7.550	0.00						
65	170	SANTOS Manuel	POR	4.0	12.150	40	2.9	8.700	80	2.8	10.600	72	3.2	11.900	69	3.0	11.750	62	2.4	11.100	58	66.200	
				8.150	0.00	5.800	0.00	8.100	-0.30	8.700	0.00	8.750	0.00	8.700	0.00	8.700	0.00						















All-Around Results

Rank	BIB	Name	NOC Code																			Total
				D	Total	Rk.	D	Total	Rk.	D	Total	Rk.	D	Total	Rk.	D	Total	Rk.	D	Total	Rk.	
67	177	KULIC Filip	SRB	3.7	11.150	70	2.5	8.750	78	4.0	11.700	53	3.2	11.950	68	3.4	11.350	70	2.6	11.250	49	66.150
68	138	CHATZIOANNIDIS Kyriakos	GRE	3.9	11.150	71	2.6	9.700	74	3.6	9.950	77	4.0	12.750	52	3.5	12.100	48	3.5	10.300	70	65.950
69	147	KARASON Stefan Mani	ISL	2.9	11.500	59	2.2	9.950	70	2.6	10.150	76	3.2	11.650	72	3.0	11.500	67	2.6	11.150	55	65.900
69	116	TSILIDIS Giorgos	CYP	3.5	11.500	60	2.3	10.850	62	3.3	12.100	43	4.0	11.350	74	3.3	11.900	58	2.0	8.200	76	65.900
71	145	KRISTINSSON Ari	ISL	3.3	11.400	63	3.7	10.500	64	2.3	10.250	75	2.2	10.700	78	3.0	12.000	52	2.3	11.000	61	65.850
72	167	KORBIEL Franciszek	POL	2.9	10.650	77	4.0	11.300	52	3.0	10.650	71	2.4	11.000	76	3.1	10.700	76	2.2	9.900	73	64.200
73	140	MELIKSETIAN Angelos Artases	GRE	4.8	10.900	74	3.0	6.600	82	3.5	11.200	64	4.0	12.300	60	3.8	11.250	72	3.6	11.250	52	63.500
74	125	KARPPINEN Iiro	FIN	4.0	10.750	75	1.9	3.350	83	2.9	10.950	67	4.0	12.750	53	3.1	12.100	47	2.5	10.500	67	60.400
168		KOŁODZIEJCZYK Karol	POL		DNS	3.0		11.550	46	3.0	9.750	78	4.0	11.150	75	1.2	2.400	79		DNS		DNF
166		LIESKE Phillip Sandviken	NOR		DNS	3.2		11.900	35		DNS			DNS			DNS		DNS		DNF	
179		PONZIO Damiano	SUI		DNS			DNS	3.5		10.450	74		DNS			DNS		DNS		DNF	



All-Around Results

Rank	BIB	Name	NOC Code																			Total
				D E	Total Pen.	Rk.	D E	Total Pen.	Rk.	D E	Total Pen.	Rk.	D E	Total Pen.	Rk.	D E	Total Pen.	Rk.				

LEGEND	 Horizontal bar		 Parallel bars		 Vault		 Rings		 Pommel horse		 Floor exercise	
	E	Execution	D	Difficulty	Rk.	Ranking	Pen	Penalty				



Results By Apparatus



Rank	Bib	Name	NOC code	E	D	Penalty	Total
1	152	BRUGNAMI Tommaso	ITA	8.650	5.0		13.650 Q
2	128	MANSARD Anthony	FRA	8.550	5.0		13.550 Q
3	130	BRECHE Elias	FRA	9.000	4.5		13.500 Q
4	131	NISCOVEANU Alex	GBR	8.600	4.8		13.400 Q
5	100	GYULUMYAN Robert	ARM	8.750	4.5		13.250 Q
6	180	RIESCO Carlo Mario	SUI	8.600	4.6		13.200 Q
7	184	LEWANDOWSKI Oliver	SWE	8.850	4.3		13.150 Q
8	104	LINDPOINTNER Vincent	AUT	8.800	4.3		13.100 Q
9	161	ENSER Aaron	NED	8.500	4.7	-0.10	13.100 R1
10	124	KOVACS MOLCUT Sergio	ESP	8.300	4.8		13.100 R2
11	108	TOURNICOURT Victor	BEL	8.200	4.9		13.100 R3
12	165	BERNTSEN Kasper	NOR	8.900	4.1		13.000
13	178	ATEYEH Omar	SUI	8.500	4.5		13.000
14	186	AVCI Alperen Ege	TUR	8.400	4.6		13.000
15	101	KHACHATRYAN Mamikon	ARM	8.950	4.0		12.950
16	187	KARTIN Metehan	TUR	8.250	4.7		12.950
17	162	ATHERTON Leon	NED	8.300	4.6		12.900
18	102	MANUKYAN Hamlet	ARM	8.700	4.1		12.800
19	137	OEZTUERK Mert	GER	8.600	4.2		12.800
20	129	SAKOUHI Nael	FRA	8.300	4.5		12.800
21	107	SCHEPERS Kyano	BEL	8.200	4.6		12.800
22	151	BERETTERA Manuel	ITA	7.800	5.0		12.800
23	141	KIS Dominik Csaba	HUN	8.600	4.1		12.700
24	158	PALERMO Joy	LUX	8.500	4.2		12.700
25	149	ORTAL Ron	ISR	8.500	4.2	-0.10	12.600
26	153	VAZZOLA Diego	ITA	7.900	4.8	-0.10	12.600
27	122	GIRALDEZ PEREZ Alvaro	ESP	7.750	4.8		12.550
28	173	BORCA Flavius	ROU	7.600	5.0	-0.10	12.500
29	164	MALTSEV Ivan	NOR	8.450	4.0		12.450



Results By Apparatus



Rank	Bib	Name	NOC code	E	D	Penalty	Total
30	142	ZAMBORI Zala Samu	HUN	8.350	4.2	-0.10	12.450
31	110	IVANOV David	BUL	7.950	4.5		12.450
31	171	PUICEA David	ROU	7.950	4.5		12.450
33	114	BARTOLEC Teo	CRO	7.850	4.8	-0.20	12.450
34	143	BOGYO Daniel Tamas	HUN	8.100	4.3		12.400
35	172	MIHAI Iustin	ROU	7.600	4.8		12.400
36	109	VAN KAMPEN Fynn	BEL	8.350	4.0		12.350
37	111	IVANOV Yoan	BUL	7.750	4.6		12.350
38	135	EDER Jonas	GER	8.050	4.2		12.250
39	190	RUDYI Ivan	UKR	7.900	4.3		12.200
40	170	SANTOS Manuel	POR	8.150	4.0		12.150
41	150	HACOHEN Erez	ISR	8.600	3.5		12.100
42	132	RUSHWORTH Jonas	GBR	7.900	4.3	-0.10	12.100
43	181	SAMSON Sebastian	SVK	7.700	4.4		12.100
44	189	SHVED Sviatoslav	UKR	7.850	4.2		12.050
45	183	ALTARAC Viggo	SWE	8.600	3.7	-0.30	12.000
46	136	GLAESER Maximilian	GER	7.600	4.4		12.000
47	154	DEMIDOVICS Roberts	LAT	7.400	4.7	-0.10	12.000
48	126	JAAKOLA Taavi	FIN	8.250	3.8	-0.10	11.950
49	160	MANGEN Ben	LUX	7.950	4.0		11.950
50	105	FRAISL Mateo Elija	AUT	7.400	4.5		11.900
51	157	GRIKINIS Nedas	LTU	7.850	4.0		11.850
52	106	ALIZADA Aydin	AZE	7.000	4.8		11.800
53	159	KAYSER Mathis	LUX	7.350	4.4		11.750
54	188	SEN Deniz	TUR	7.650	4.0		11.650
55	185	CARMINGER Jasper	SWE	7.800	3.8		11.600
56	117	GOGOS Petros	CYP	7.750	3.8		11.550
56	146	RAGNARSSON Lukas Ari	ISL	7.750	3.8		11.550
58	119	KALINIC Tomas	CZE	7.550	4.0		11.550




Results By Apparatus



Rank	Bib	Name	NOC code	E	D	Penalty	Total
59	147	KARASON Stefan Mani	ISL	8.600	2.9		11.500
60	116	TSILIDIS Giorgos	CYP	8.000	3.5		11.500
61	191	YEMELIANOV Yurii	UKR	6.700	4.8		11.500
62	112	STANOEV Lyubomir	BUL	7.150	4.3		11.450
63	145	KRISTINSSON Ari	ISL	8.400	3.3	-0.30	11.400
64	174	ZALAZNIK Anze	SLO	7.100	4.4	-0.10	11.400
65	133	SCOTT Sol	GBR	7.000	4.8	-0.40	11.400
66	163	KESER Cas	NED	7.350	4.0		11.350
67	123	GOMEZ FLORES Aitor	ESP	6.950	4.4	-0.10	11.250
68	176	KONDRIC Maj	SLO	7.100	4.2	-0.10	11.200
69	169	KOPERSKI Filip	POL	8.050	3.4	-0.30	11.150
70	177	KULIC Filip	SRB	7.750	3.7	-0.30	11.150
71	138	CHATZIOANNIDIS Kyriakos	GRE	7.250	3.9		11.150
72	120	DANEK Jonas	CZE	6.900	4.5	-0.30	11.100
73	182	KREMICKY Peter	SVK	7.700	3.7	-0.40	11.000
74	140	MELIKSETIAN Angelos	GRE	6.700	4.8	-0.60	10.900
75	125	KARPPINEN Iiro	FIN	7.050	4.0	-0.30	10.750
76	156	MURENAS Martynas	LTU	6.650	4.1		10.750
77	167	KORBIEL Franciszek	POL	8.050	2.9	-0.30	10.650
78	118	SAVVA Neofytos	CYP	7.050	3.9	-0.30	10.650
79	127	NIKKOLA Niilo	FIN	7.100	3.7	-0.30	10.500
80	139	EMINIDIS Serafeim	GRE	6.250	3.8		10.050
	168	KOŁODZIEJCZYK Karol	POL	0.000			DNS
	166	LIESKE Phillip Sandviken	NOR	0.000			DNS
	179	PONZIO Damiano	SUI	0.000			DNS

NOTE The 8 highest ranked participants in the qualifying competition per apparatus will qualify for the apparatus finals. A maximum number of 2 participant(s) per National Federation are allowed in these finals. 3 reserve participant(s) will be nominated for each final.

LEGEND

 Floor exercise

D Difficulty

E Execution



Results By Apparatus



Rank	Bib	Name	NOC code	E	D	Penalty	Total
1	110	IVANOV David	BUL	8.550	5.7		14.250 Q
2	134	DOLIDZE Dachi	GEO	8.900	5.3		14.200 Q
3	101	KHACHATRYAN Mamikon	ARM	8.750	5.4		14.150 Q
4	130	BRECHE Elias	FRA	8.950	4.7		13.650 Q
5	139	EMINIDIS Serafeim	GRE	8.950	4.6		13.550 Q
6	102	MANUKYAN Hamlet	ARM	8.300	5.2		13.500 Q
7	132	RUSHWORTH Jonas	GBR	8.900	4.5		13.400 Q
8	131	NISCOVEANU Alex	GBR	8.600	4.7		13.300 Q
9	135	EDER Jonas	GER	8.450	4.8		13.250 R1
10	107	SCHEPERS Kyano	BEL	8.750	4.3		13.050 R2
11	155	PADEGIMAS Kristijonas	LTU	7.650	5.4		13.050 R3
12	113	KENDEL Marko	CRO	8.600	4.3		12.900
13	153	VAZZOLA Diego	ITA	8.300	4.5		12.800
14	151	BERETTERA Manuel	ITA	8.350	4.4		12.750
15	133	SCOTT Sol	GBR	8.050	4.7		12.750
16	152	BRUGNAMI Tommaso	ITA	8.600	4.1		12.700
16	137	OEZTUERK Mert	GER	8.600	4.1		12.700
18	109	VAN KAMPEN Fynn	BEL	8.500	4.0		12.500
19	186	AVCI Alperen Ege	TUR	8.500	3.9		12.400
20	141	KIS Dominik Csaba	HUN	8.400	4.0		12.400
21	188	SEN Deniz	TUR	7.900	4.5		12.400
22	118	SAVVA Neofytos	CYP	8.450	3.9		12.350
23	190	RUDYI Ivan	UKR	7.450	4.9		12.350
24	163	KESER Cas	NED	8.500	3.8		12.300
25	105	FRAISL Mateo Elija	AUT	7.950	4.3		12.250
26	122	GIRALDEZ PEREZ Alvaro	ESP	8.400	3.8		12.200
27	143	BOGYO Daniel Tamas	HUN	8.300	3.9		12.200
28	149	ORTAL Ron	ISR	8.550	3.6		12.150
29	171	PUICEA David	ROU	7.950	4.2		12.150



Results By Apparatus



Rank	Bib	Name	NOC code	E	D	Penalty	Total
30	124	KOVACS MOLCUT Sergio	ESP	8.250	3.8		12.050
30	184	LEWANDOWSKI Oliver	SWE	8.250	3.8		12.050
32	173	BORCA Flavius	ROU	7.950	4.1		12.050
33	162	ATHERTON Leon	NED	7.500	4.5		12.000
34	180	RIESCO Carlo Mario	SUI	8.050	3.9		11.950
35	166	LIESKE Phillip Sandviken	NOR	8.700	3.2		11.900
36	183	ALTARAC Viggo	SWE	8.100	3.8		11.900
37	115	PAVIC Tomislav	CRO	7.900	4.0		11.900
38	164	MALTSEV Ivan	NOR	8.650	3.2		11.850
39	178	ATEYEH Omar	SUI	6.850	5.0		11.850
40	119	KALINIC Tomas	CZE	8.100	3.7		11.800
41	108	TOURNICOURT Victor	BEL	7.550	4.2		11.750
42	127	NIKKOLA Niilo	FIN	8.400	3.3		11.700
43	103	SCHWAIGER Alfred	AUT	7.200	! 4.5		11.700
44	120	DANEK Jonas	CZE	7.850	3.8		11.650
45	144	HICKEY James	IRL	7.200	4.4		11.600
46	168	KOŁODZIEJCZYK Karol	POL	8.550	3.0		11.550
47	142	ZAMBORI Zala Samu	HUN	8.150	3.4		11.550
48	111	IVANOV Yoan	BUL	7.050	4.4		11.450
49	128	MANSARD Anthony	FRA	7.800	3.6		11.400
50	154	DEMIDOVICS Roberts	LAT	7.650	3.7		11.350
51	136	GLAESER Maximilian	GER	7.700	3.6		11.300
52	167	KORBIEL Franciszek	POL	7.300	4.0		11.300
53	150	HACOHEN Erez	ISR	8.150	3.1		11.250
54	123	GOMEZ FLORES Aitor	ESP	7.950	3.3		11.250
55	191	YEMELIANOV Yurii	UKR	7.050	4.2		11.250
56	182	KREMICKY Peter	SVK	7.600	3.6		11.200
57	172	MIHAI Iustin	ROU	7.850	3.2		11.050
58	104	LINDPOINTNER Vincent	AUT	7.250	3.8		11.050



Results By Apparatus



Rank	Bib	Name	NOC code	E	D	Penalty	Total
59	189	SHVED Sviatoslav	UKR	6.750	4.3		11.050
60	165	BERNTSEN Kasper	NOR	7.800	3.2		11.000
61	159	KAYSER Mathis	LUX	7.850	3.1		10.950
62	116	TSILIDIS Giorgos	CYP	8.550	2.3		10.850
63	112	STANOEV Lyubomir	BUL	7.450	3.2		10.650
64	145	KRISTINSSON Ari	ISL	6.800	3.7		10.500
65	129	SAKOUHI Nael	FRA	6.350	4.0		10.350
66	161	ENSER Aaron	NED	7.150	3.4	-0.30	10.250
67	187	KARTIN Metehan	TUR	8.150	2.3	-0.30	10.150
68	181	SAMSON Sebastian	SVK	6.950	3.2		10.150
69	158	PALERMO Joy	LUX	6.900	3.1		10.000
70	147	KARASON Stefan Mani	ISL	7.750	2.2		9.950
71	169	KOPERSKI Filip	POL	6.750	3.2		9.950
72	157	GRIKINIS Nedas	LTU	6.550	3.3		9.850
73	126	JAAKOLA Taavi	FIN	6.800	3.0		9.800
74	138	CHATZIOANNIDIS Kyriakos	GRE	7.100	2.6		9.700
75	156	MURENAS Martynas	LTU	5.550	3.7		9.250
76	160	MANGEN Ben	LUX	6.800	2.4		9.200
77	117	GOGOS Petros	CYP	6.000	2.8		8.800
78	177	KULIC Filip	SRB	6.250	2.5		8.750
79	146	RAGNARSSON Lukas Ari	ISL	5.950	2.8		8.750
80	170	SANTOS Manuel	POR	5.800	2.9		8.700
81	185	CARMINGER Jasper	SWE	5.650	2.7		8.350
82	140	MELIKSETIAN Angelos	GRE	3.600	3.0		6.600
83	125	KARPPINEN Iiro	FIN	5.450	1.9	-4.00	3.350
	179	PONZIO Damiano	SUI	0.000			DNS



Results By Apparatus



Rank	Bib	Name	NOC code	E	D	Penalty	Total
1	102	MANUKYAN Hamlet	ARM	9.300	4.4		13.700 Q
2	153	VAZZOLA Diego	ITA	9.050	4.1		13.150 Q
3	132	RUSHWORTH Jonas	GBR	9.200	3.9		13.100 Q
4	163	KESER Cas	NED	8.900	4.2		13.100 Q
5	152	BRUGNAMI Tommaso	ITA	8.800	4.3		13.100 Q
6	128	MANSARD Anthony	FRA	8.700	4.4		13.100 Q
7	101	KHACHATRYAN Mamikon	ARM	9.150	3.9		13.050 Q
8	111	IVANOV Yoan	BUL	8.900	4.1		13.000 Q
8	190	RUDYI Ivan	UKR	8.900	4.1		13.000 Q
10	142	ZAMBORI Zala Samu	HUN	8.800	4.2		13.000 R1
11	104	LINDPOINTNER Vincent	AUT	8.600	4.4		13.000 R2
12	189	SHVED Sviatoslav	UKR	8.750	4.2		12.950 R3
13	131	NISCOVEANU Alex	GBR	8.650	4.3		12.950
14	137	OEZTUERK Mert	GER	9.000	3.9		12.900
15	178	ATEYEH Omar	SUI	8.800	4.1		12.900
16	151	BERETTERA Manuel	ITA	8.650	4.2		12.850
17	162	ATHERTON Leon	NED	8.800	4.0		12.800
17	118	SAVVA Neofytos	CYP	8.800	4.0		12.800
19	103	SCHWAIGER Alfred	AUT	8.650	4.1		12.750
20	141	KIS Dominik Csaba	HUN	8.800	3.9		12.700
21	143	BOGYO Daniel Tamas	HUN	8.700	4.0		12.700
21	135	EDER Jonas	GER	8.700	4.0		12.700
23	186	AVCI Alperen Ege	TUR	8.650	4.0		12.650
23	172	MIHAI Iustin	ROU	8.650	4.0		12.650
25	110	IVANOV David	BUL	8.450	4.2		12.650
25	129	SAKOUHI Nael	FRA	8.450	4.2		12.650
27	105	FRAISL Mateo Elija	AUT	8.700	3.9		12.600
28	180	RIESCO Carlo Mario	SUI	8.500	4.1		12.600
28	109	VAN KAMPEN Fynn	BEL	8.500	4.1		12.600



Results By Apparatus



Rank	Bib	Name	NOC code	E	D	Penalty	Total
30	123	GOMEZ FLORES Aitor	ESP	8.200	4.4		12.600
31	122	GIRALDEZ PEREZ Alvaro	ESP	8.550	4.0		12.550
32	124	KOVACS MOLCUT Sergio	ESP	8.150	4.4		12.550
33	130	BRECHE Elias	FRA	8.300	4.2		12.500
34	133	SCOTT Sol	GBR	8.450	4.0		12.450
35	171	PUICEA David	ROU	8.500	3.9		12.400
35	107	SCHEPERS Kyano	BEL	8.500	3.9		12.400
37	187	KARTIN Metehan	TUR	8.400	4.0		12.400
38	136	GLAESER Maximilian	GER	8.550	3.8		12.350
39	157	GRIKINIS Nedas	LTU	8.050	4.3		12.350
40	149	ORTAL Ron	ISR	8.500	3.7		12.200
41	164	MALTSEV Ivan	NOR	8.300	3.9		12.200
42	139	EMINIDIS Serafeim	GRE	8.350	3.8		12.150
43	116	TSILIDIS Giorgos	CYP	8.800	3.3		12.100
44	120	DANEK Jonas	CZE	8.300	3.8		12.100
45	169	KOPERSKI Filip	POL	8.450	3.4		11.850
46	159	KAYSER Mathis	LUX	8.500	3.3		11.800
47	165	BERNTSEN Kasper	NOR	8.400	3.4		11.800
48	156	MURENAS Martynas	LTU	8.300	3.5		11.800
49	173	BORCA Flavius	ROU	7.900	3.9		11.800
50	108	TOURNICOURT Victor	BEL	8.750	3.3	-0.30	11.750
51	117	GOGOS Petros	CYP	8.450	3.3		11.750
52	150	HACOHEN Erez	ISR	8.100	3.6		11.700
53	177	KULIC Filip	SRB	7.700	4.0		11.700
54	146	RAGNARSSON Lukas Ari	ISL	8.300	3.3		11.600
54	188	SEN Deniz	TUR	8.300	3.3		11.600
56	161	ENSER Aaron	NED	7.450	4.1		11.550
57	191	YEMELIANOV Yurii	UKR	7.650	3.8		11.450
58	184	LEWANDOWSKI Oliver	SWE	8.100	3.3		11.400



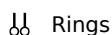
Results By Apparatus



Rank	Bib	Name	NOC code	E	D	Penalty	Total
59	160	MANGEN Ben	LUX	8.850	2.8	-0.30	11.350
60	158	PALERMO Joy	LUX	8.600	2.7		11.300
61	119	KALINIC Tomas	CZE	7.500	3.8		11.300
62	185	CARMINGER Jasper	SWE	8.600	2.9	-0.30	11.200
63	126	JAAKOLA Taavi	FIN	8.400	3.1	-0.30	11.200
64	140	MELIKSETIAN Angelos	GRE	7.700	3.5		11.200
65	181	SAMSON Sebastian	SVK	7.400	3.8		11.200
66	112	STANOEV Lyubomir	BUL	7.850	3.6	-0.30	11.150
67	125	KARPPINEN Iiro	FIN	8.050	2.9		10.950
68	154	DEMIDOVICS Roberts	LAT	7.650	3.2		10.850
69	175	KASTELIC Toni	SLO	8.100	2.7		10.800
70	127	NIKKOLA Niilo	FIN	8.550	2.2		10.750
71	167	KORBIEL Franciszek	POL	7.950	3.0	-0.30	10.650
72	170	SANTOS Manuel	POR	8.100	2.8	-0.30	10.600
73	183	ALTARAC Viggo	SWE	7.300	3.5	-0.30	10.500
74	179	PONZIO Damiano	SUI	6.950	3.5		10.450
75	145	KRISTINSSON Ari	ISL	8.250	2.3	-0.30	10.250
76	147	KARASON Stefan Mani	ISL	7.850	2.6	-0.30	10.150
77	138	CHATZIOANNIDIS Kyriakos	GRE	6.350	3.6		9.950
78	168	KOŁODZIEJCZYK Karol	POL	7.050	3.0	-0.30	9.750
	166	LIESKE Phillip Sandviken	NOR	0.000			DNS

NOTE The 8 highest ranked participants in the qualifying competition per apparatus will qualify for the apparatus finals. A maximum number of 2 participant(s) per National Federation are allowed in these finals. 3 reserve participant(s) will be nominated for each final.

LEGEND



Rings

D Difficulty

E Execution



Results By Apparatus

⌚

Rank	Bib	Name	NOC	Vault	E	D	Penalty	Vault Score	Total
1	152	BRUGNAMI	ITA	1	9.500	5.2		14.700	14.300 Q
				2	9.100	4.8		13.900	
2	124	KOVACS MOLCUT	ESP	1	9.350	4.8		14.150	14.100 Q
				2	9.250	4.8		14.050	
3	133	SCOTT Sol	GBR	1	9.550	4.8		14.350	14.075 Q
				2	9.100	4.8	-0.10	13.800	
4	120	DANEK Jonas	CZE	1	9.100	4.8	-0.10	13.800	13.875 Q
				2	9.150	4.8		13.950	
5	132	RUSHWORTH Jonas	GBR	1	9.400	4.8		14.200	13.800 Q
				2	9.400	4.0		13.400	
6	172	MIHAI Iustin	ROU	1	9.250	4.8		14.050	13.800 Q
				2	9.550	4.0		13.550	
7	186	AVCI Alperen Ege	TUR	1	9.500	4.8		14.300	13.750 Q
				2	8.100	5.2	-0.10	13.200	
8	142	ZAMBORI Zala	HUN	1	9.250	4.8		14.050	13.675 Q
				2	9.300	4.0		13.300	
9	104	LINDPOINTNER	AUT	1	9.200	4.8		14.000	13.675 R1
				2	9.350	4.0		13.350	
10	129	SAKOUHI Nael	FRA	1	9.300	4.8	-0.10	14.000	13.575 R2
				2	9.250	4.0	-0.10	13.150	
11	128	MANSARD Anthony	FRA	1	8.850	5.2	-0.10	13.950	13.575 R3
				2	9.200	4.0		13.200	
12	161	ENSER Aaron	NED	1	8.800	5.2	-0.10	13.900	13.550
				2	9.200	4.0		13.200	
13	159	KAYSER Mathis	LUX	1	9.050	4.0		13.050	13.475
				2	9.100	4.8		13.900	



Results By Apparatus

II

Rank	Bib	Name	NOC	Vault	E	D	Penalty	Vault Score	Total
14	108	TOURNICOURT	BEL	1	8.900	4.8		13.700	13.450
				2	9.200	4.0		13.200	
15	180	RIESCO Carlo Mario	SUI	1	9.050	4.8		13.850	13.400
				2	8.950	4.0		12.950	
16	135	EDER Jonas	GER	1	8.800	4.8		13.600	13.300
				2	9.000	4.0		13.000	
17	106	ALIZADA Aydin	AZE	1	7.950	5.2	-0.10	13.050	13.300
				2	8.850	4.8	-0.10	13.550	
18	136	GLAESER	GER	1	8.800	4.8		13.600	13.275
				2	8.950	4.0		12.950	
19	178	ATEYEH Omar	SUI	1	8.850	4.8	-0.10	13.550	13.225
				2	9.000	4.0	-0.10	12.900	
20	122	GIRALDEZ PEREZ	ESP	1	8.650	4.8	-0.30	13.150	13.150
				2	9.250	4.0	-0.10	13.150	
21	171	PUICEA David	ROU	1	9.000	4.4		13.400	13.125
				2	7.950	5.2	-0.30	12.850	
22	187	KARTIN Metehan	TUR	1	7.950	5.2	-0.30	12.850	12.850
				2	8.150	4.8	-0.10	12.850	
23	125	KARPPINEN Iiro	FIN	1	8.750	4.0		12.750	12.825
				2	8.600	4.4	-0.10	12.900	
24	149	ORTAL Ron	ISR	1	9.300	4.0		13.300	12.800
				2	8.300	4.0		12.300	
25	173	BORCA Flavius	ROU	1	8.100	4.8	-0.30	12.600	12.775
				2	8.950	4.0		12.950	
26	112	STANOEV Lyubomir	BUL	1	7.650	4.8	-0.30	12.150	12.425
				2	8.700	4.0		12.700	



Results By Apparatus

⌒

Rank	Bib	Name	NOC	Vault	E	D	Penalty	Vault Score	Total
27	176	KONDRIC Maj	SLO	1	9.150	2.8		11.950	12.350
				2	8.850	4.0	-0.10	12.750	
28	105	FRAISL Mateo Elija	AUT	1	9.250	4.8	-0.10	13.950	12.175
				2	8.100	4.4	-2.10	10.400	
29	170	SANTOS Manuel	POR	1	8.700	3.2		11.900	12.175
				2	8.750	4.0	-0.30	12.450	
30	177	KULIC Filip	SRB	1	8.750	3.2		11.950	11.350
				2	8.050	2.8	-0.10	10.750	
	154	DEMIDOVICS	LAT	1	8.600	4.0	-0.10	12.500	DNF
				2				DNS	

NOTE The 8 highest ranked participants in the qualifying competition per apparatus will qualify for the apparatus finals. A maximum number of 2 participant(s) per National Federation are allowed in these finals. 3 reserve participant(s) will be nominated for each final.

LEGEND

⌒ Vault

D Difficulty

E Execution



Results By Apparatus



Rank	Bib	Name	NOC code	E	D	Penalty	Total
1	135	EDER Jonas	GER	9.150	4.5		13.650 Q
2	132	RUSHWORTH Jonas	GBR	8.750	4.9		13.650 Q
3	190	RUDYI Ivan	UKR	8.850	4.7		13.550 Q
4	133	SCOTT Sol	GBR	9.100	4.2		13.300 Q
5	122	GIRALDEZ PEREZ Alvaro	ESP	8.700	4.6		13.300 Q
6	111	IVANOV Yoan	BUL	8.350	4.9		13.250 Q
7	107	SCHEPERS Kyano	BEL	8.550	4.6		13.150 Q
8	189	SHVED Sviatoslav	UKR	8.600	4.5		13.100 Q
9	124	KOVACS MOLCUT Sergio	ESP	8.900	4.1		13.000 R1
9	129	SAKOUHI Naël	FRA	8.900	4.1		13.000 R1
11	131	NISCOVEANU Alex	GBR	8.700	4.3		13.000
12	142	ZAMBORI Zala Samu	HUN	8.900	4.0		12.900 R3
13	180	RIESCO Carlo Mario	SUI	8.800	4.1		12.900
14	143	BOGYO Daniel Tamas	HUN	9.150	3.7		12.850
15	152	BRUGNAMI Tommaso	ITA	8.750	4.1		12.850
16	191	YEMELIANOV Yurii	UKR	8.550	4.3		12.850
17	162	ATHERTON Leon	NED	8.450	4.4		12.850
18	171	PUICEA David	ROU	8.350	4.5		12.850
19	101	KHACHATRYAN Mamikon	ARM	8.900	3.9		12.800
20	183	ALTARAC Viggo	SWE	8.950	3.8		12.750
21	187	KARTIN Metehan	TUR	8.650	4.1		12.750
22	137	OEZTUERK Mert	GER	8.450	4.3		12.750
23	172	MIHAI Iustin	ROU	8.350	4.4		12.750
24	103	SCHWAIGER Alfred	AUT	8.500	4.2		12.700
25	105	FRAISL Mateo Elija	AUT	8.200	4.4		12.600
26	141	KIS Dominik Csaba	HUN	8.750	3.8		12.550
27	139	EMINIDIS Serafeim	GRE	8.550	4.0		12.550
28	163	KESER Cas	NED	8.350	4.2		12.550
29	110	IVANOV David	BUL	7.700	4.8		12.500



Results By Apparatus



Rank	Bib	Name	NOC code	E	D	Penalty	Total
30	159	KAYSER Mathis	LUX	9.050	3.4		12.450
31	118	SAVVA Neofytos	CYP	8.550	3.9		12.450
32	173	BORCA Flavius	ROU	8.350	4.1		12.450
33	120	DANEK Jonas	CZE	9.200	3.1		12.300
34	126	JAAKOLA Taavi	FIN	8.800	3.5		12.300
35	184	LEWANDOWSKI Oliver	SWE	9.250	3.0		12.250
36	104	LINDPOINTNER Vincent	AUT	8.750	3.5		12.250
37	119	KALINIC Tomas	CZE	8.650	3.6		12.250
38	153	VAZZOLA Diego	ITA	7.550	4.7		12.250
39	136	GLAESER Maximilian	GER	7.700	! 4.5		12.200
40	188	SEN Deniz	TUR	9.050	3.1		12.150
41	169	KOPERSKI Filip	POL	8.950	3.2		12.150
42	164	MALTSEV Ivan	NOR	8.850	3.3		12.150
43	178	ATEYEH Omar	SUI	8.150	4.0		12.150
43	151	BERETTERA Manuel	ITA	8.150	4.0		12.150
45	123	GOMEZ FLORES Aitor	ESP	8.050	4.1		12.150
46	185	CARMINGER Jasper	SWE	9.100	3.0		12.100
47	125	KARPPINEN Iiro	FIN	9.000	3.1		12.100
48	138	CHATZIOANNIDIS Kyriakos	GRE	8.600	3.5		12.100
49	108	TOURNICOURT Victor	BEL	8.200	3.9		12.100
50	165	BERNTSEN Kasper	NOR	8.850	3.2		12.050
51	113	KENDEL Marko	CRO	8.450	3.6		12.050
52	145	KRISTINSSON Ari	ISL	9.000	3.0		12.000
53	117	GOGOS Petros	CYP	8.800	3.2		12.000
54	149	ORTAL Ron	ISR	8.400	3.6		12.000
55	109	VAN KAMPEN Fynn	BEL	7.900	4.1		12.000
56	102	MANUKYAN Hamlet	ARM	7.700	4.3		12.000
57	127	NIKKOLA Niilo	FIN	8.750	3.2		11.950
58	116	TSILIDIS Giorgos	CYP	8.600	3.3		11.900



Results By Apparatus



Rank	Bib	Name	NOC code	E	D	Penalty	Total
59	156	MURENAS Martynas	LTU	8.100	3.8		11.900
60	128	MANSARD Anthony	FRA	7.500	4.4		11.900
61	160	MANGEN Ben	LUX	8.800	3.0		11.800
62	170	SANTOS Manuel	POR	8.750	3.0		11.750
63	161	ENSER Aaron	NED	7.600	4.1		11.700
64	186	AVCI Alperen Ege	TUR	7.600	4.0		11.600
65	146	RAGNARSSON Lukas Ari	ISL	9.050	2.5		11.550
66	134	DOLIDZE Dachi	GEO	9.200	2.3		11.500
67	147	KARASON Stefan Mani	ISL	8.500	3.0		11.500
68	112	STANOEV Lyubomir	BUL	8.300	3.2		11.500
69	158	PALERMO Joy	LUX	8.200	3.3		11.500
70	177	KULIC Filip	SRB	7.950	3.4		11.350
71	154	DEMIDOVICS Roberts	LAT	8.000	3.3		11.300
72	140	MELIKSETIAN Angelos	GRE	7.450	3.8		11.250
73	181	SAMSON Sebastian	SVK	8.800	2.3		11.100
74	157	GRIKINIS Nedas	LTU	6.800	4.1		10.900
75	130	BRECHE Elias	FRA	7.100	3.7		10.800
76	167	KORBIEL Franciszek	POL	7.600	3.1		10.700
77	150	HACOHEN Erez	ISR	5.700	3.8		9.500
78	182	KREMICKY Peter	SVK	7.500	2.2	-3.00	6.700
79	168	KOŁODZIEJCZYK Karol	POL	7.200	1.2	-6.00	2.400
	166	LIESKE Phillip Sandviken	NOR	0.000			DNS
	179	PONZIO Damiano	SUI	0.000			DNS

NOTE The 8 highest ranked participants in the qualifying competition per apparatus will qualify for the apparatus finals. A maximum number of 2 participant(s) per National Federation are allowed in these finals. 3 reserve participant(s) will be nominated for each final. Exclamation sign (!) at Difficulty score informs that score was under inquiry.

LEGEND



Parallel bars

D Difficulty

E Execution



Results By Apparatus



Rank	Bib	Name	NOC code	E	D	Penalty	Total
1	128	MANSARD Anthony	FRA	8.750	4.7		13.450 Q
2	151	BERETTERA Manuel	ITA	8.800	4.4		13.200 Q
3	142	ZAMBORI Zala Samu	HUN	8.700	4.5		13.200 Q
4	190	RUDYI Ivan	UKR	8.550	4.6		13.150 Q
5	153	VAZZOLA Diego	ITA	9.000	4.1		13.100 Q
6	124	KOVACS MOLCUT Sergio	ESP	9.000	3.9		12.900 Q
7	122	GIRALDEZ PEREZ Alvaro	ESP	8.900	4.0		12.900 Q
8	137	OEZTUERK Mert	GER	8.700	4.2		12.900 Q
9	103	SCHWAIGER Alfred	AUT	8.800	4.0		12.800 R1
10	132	RUSHWORTH Jonas	GBR	8.700	4.1		12.800 R2
11	191	YEMELIANOV Yurii	UKR	8.400	4.4		12.800 R3
12	152	BRUGNAMI Tommaso	ITA	8.550	4.2		12.750
13	136	GLAESER Maximilian	GER	9.000	3.7		12.700
14	133	SCOTT Sol	GBR	8.900	3.8		12.700
15	104	LINDPOINTNER Vincent	AUT	9.100	3.5		12.600
16	183	ALTARAC Viggo	SWE	8.800	3.8		12.600
17	163	KESER Cas	NED	8.550	4.0		12.550
18	162	ATHERTON Leon	NED	8.350	4.2		12.550
19	131	NISCOVEANU Alex	GBR	8.400	4.1		12.500
20	187	KARTIN Metehan	TUR	9.050	3.4		12.450
21	101	KHACHATRYAN Mamikon	ARM	9.000	3.4		12.400
22	143	BOGYO Daniel Tamas	HUN	8.900	3.5		12.400
23	172	MIHAI Iustin	ROU	8.200	4.2		12.400
24	161	ENSER Aaron	NED	8.450	3.9		12.350
25	180	RIESCO Carlo Mario	SUI	8.250	4.1		12.350
26	105	FRAISL Mateo Elija	AUT	8.600	3.7		12.300
27	102	MANUKYAN Hamlet	ARM	8.950	3.3		12.250
28	130	BRECHE Elias	FRA	8.050	4.2		12.250
29	171	PUICEA David	ROU	7.950	4.3		12.250



Results By Apparatus



Rank	Bib	Name	NOC code	E	D	Penalty	Total
30	164	MALTSEV Ivan	NOR	8.500	3.7		12.200
31	178	ATEYEH Omar	SUI	8.350	3.8		12.150
32	188	SEN Deniz	TUR	8.800	3.3		12.100
33	119	KALINIC Tomas	CZE	8.500	3.6		12.100
34	111	IVANOV Yoan	BUL	8.000	4.1		12.100
35	110	IVANOV David	BUL	8.600	3.4		12.000
36	135	EDER Jonas	GER	8.100	3.9		12.000
37	120	DANEK Jonas	CZE	8.650	3.3		11.950
38	165	BERNTSEN Kasper	NOR	8.350	3.6		11.950
39	156	MURENAS Martynas	LTU	8.500	3.4		11.900
40	139	EMINIDIS Serafeim	GRE	8.300	3.6		11.900
41	107	SCHEPERS Kyano	BEL	7.550	4.3		11.850
42	108	TOURNICOURT Victor	BEL	8.400	3.4		11.800
43	118	SAVVA Neofytos	CYP	8.150	3.6		11.750
44	169	KOPERSKI Filip	POL	8.300	3.4		11.700
45	157	GRIKINIS Nedas	LTU	7.450	4.1		11.550
46	173	BORCA Flavius	ROU	8.900	2.5		11.400
47	146	RAGNARSSON Lukas Ari	ISL	8.550	2.8		11.350
48	129	SAKOUHI Nael	FRA	7.450	3.9		11.350
49	177	KULIC Filip	SRB	8.650	2.6		11.250
50	150	HACOHEN Erez	ISR	8.350	2.9		11.250
51	185	CARMINGER Jasper	SWE	8.250	3.0		11.250
52	140	MELIKSETIAN Angelos	GRE	7.650	3.6		11.250
53	159	KAYSER Mathis	LUX	8.000	3.2		11.200
53	184	LEWANDOWSKI Oliver	SWE	8.000	3.2		11.200
55	147	KARASON Stefan Mani	ISL	8.550	2.6		11.150
56	175	KASTELIC Toni	SLO	7.550	3.6		11.150
57	189	SHVED Sviatoslav	UKR	6.950	4.2		11.150
58	170	SANTOS Manuel	POR	8.700	2.4		11.100



Results By Apparatus



Rank	Bib	Name	NOC code	E	D	Penalty	Total
59	127	NIKKOLA Niilo	FIN	8.450	2.6		11.050
60	123	GOMEZ FLORES Aitor	ESP	7.450	3.6		11.050
61	145	KRISTINSSON Ari	ISL	8.700	2.3		11.000
62	158	PALERMO Joy	LUX	8.800	2.1		10.900
63	141	KIS Dominik Csaba	HUN	7.200	3.7		10.900
64	160	MANGEN Ben	LUX	8.750	2.1		10.850
65	149	ORTAL Ron	ISR	7.000	3.8		10.800
66	126	JAAKOLA Taavi	FIN	8.350	2.3		10.650
67	125	KARPPINEN Iiro	FIN	8.000	2.5		10.500
68	112	STANOEV Lyubomir	BUL	7.300	3.2		10.500
69	117	GOGOS Petros	CYP	8.450	2.0		10.450
70	138	CHATZIIOANNIDIS Kyriakos	GRE	6.800	3.5		10.300
71	181	SAMSON Sebastian	SVK	7.550	2.6		10.150
72	109	VAN KAMPEN Fynn	BEL	6.950	3.2		10.150
73	167	KORBIEL Franciszek	POL	7.700	2.2		9.900
74	154	DEMIDOVICS Roberts	LAT	6.450	3.3		9.750
75	186	AVCI Alperen Ege	TUR	6.400	3.2	-0.60	9.000
76	116	TSILIDIS Giorgos	CYP	6.200	2.0		8.200
	168	KOŁODZIEJCZYK Karol	POL	0.000			DNS
	166	LIESKE Phillip Sandviken	NOR	0.000			DNS
	179	PONZIO Damiano	SUI	0.000			DNS

NOTE The 8 highest ranked participants in the qualifying competition per apparatus will qualify for the apparatus finals. A maximum number of 2 participant(s) per National Federation are allowed in these finals. 3 reserve participant(s) will be nominated for each final.

LEGEND









Horizontal bar

D Difficulty

E Execution









Team Results

Rank	Name	NOC Code													SJ Pen	Total
			D E	Total Rk. Pen.	D E	Total Rk. Pen.	D E	Total Rk. Pen.	D E	Total Rk. Pen.	D E	Total Rk. Pen.	D E	Total Rk. Pen.		
1	Great Britain	GBR	25.500		26.700		26.050		28.550		26.950		25.500			159.250
	NISCOVEANU Alex		4.8	13.400 4	4.7	13.300 8	4.3	12.950 13								39.650
	RUSHWORTH Jonas		4.3	12.100 42	4.5	13.400 7	3.9	13.100 3	4.8	14.200 4	4.9	13.650 2	4.1	12.800 10		79.250
	SCOTT Sol		7.900	0.100	8.900		9.200		9.400		8.750		8.700			40.350
								4.8	14.350 2	4.2	13.300 4	3.8	12.700 14			
								9.550		9.100		8.900				
2	Italy	ITA	26.450		25.550		26.250		28.650		25.100		26.300			158.300
	BERETTERA Manuel		5.0	12.800 22	4.4	12.750 14			4.8	13.950 10			4.4	13.200 2		52.700
	BRUGNAMI Tommaso		5.0	13.650 1			4.3	13.100 5	5.2	14.700 1	4.1	12.850 15				54.300
	VAZZOLA Diego				4.5	12.800 13	4.1	13.150 2			4.7	12.250 38	4.1	13.100 5		51.300
					8.300		9.050				7.550		9.000			
3	Armenia	ARM	26.200		27.650		26.750		26.450		24.800		24.650			156.500
	GYULUMYAN Robert		4.5	13.250 5					4.0	13.150 30						26.400
	KHACHATRYAN Mamikon		4.0	12.950 15	5.4	14.150 3	3.9	13.050 7	4.0	13.300 24	3.9	12.800 19	3.4	12.400 21		78.650
	MANUKYAN Hamlet				5.2	13.500 6	4.4	13.700 1			4.3	12.000 56	3.3	12.250 27		51.450
					8.300		9.300				7.700		8.950			









Team Results

Rank	Name	NOC Code													SJ Pen	Total
			D E	Total Rk. Pen.	D E	Total Rk. Pen.	D E	Total Rk. Pen.	D E	Total Rk. Pen.	D E	Total Rk. Pen.	D E	Total Rk. Pen.		
4	France	FRA	27.050		25.050		25.750		27.950		24.900		25.700			156.400
	MANSARD Anthony		5.0 8.550	13.550 2	3.6 7.800	11.400 49	4.4 8.700	13.100 6	5.2 8.850	13.950 13	0.100	4.4 7.500	11.900 60	4.7 8.750	13.450 1	77.350
	SAKOUHI Nael					4.2 8.450	12.650 25	4.8 9.300	14.000 8	0.100	4.1 8.900	13.000 9				39.650
	BRECHE Elias		4.5 9.000	13.500 3	4.7 8.950	13.650 4							4.2 8.050	12.250 28		39.400
5	Germany	GER	25.050		25.950		25.600		27.200		26.400		25.600			155.800
	EDER Jonas		4.2 8.050	12.250 38	4.8 8.450	13.250 9	4.0 8.700	12.700 21	4.8 8.800	13.600 18	4.5 9.150	13.650 1				65.450
	GLAESER Maximilian Valنتين							4.8 8.800	13.600 18			3.7 9.000	12.700 13			26.300
	OEZTUERK Mert		4.2 8.600	12.800 19	4.1 8.600	12.700 16	3.9 9.000	12.900 14		4.3 8.450	12.750 22	4.2 8.700	12.900 8			64.050
6	Spain	ESP	25.650		24.250		25.150		27.400		26.300		25.800			154.550
	GIRALDEZ PEREZ Alvaro		4.8 7.750	12.550 27	3.8 8.400	12.200 26	4.0 8.550	12.550 31		4.6 8.700	13.300 5	4.0 8.900	12.900 7			63.500
	GOMEZ FLORES Aitor					4.4 8.200	12.600 30	4.0 9.250	13.250 26							25.850
	KOVACS MOLCUT Sergio David		4.8 8.300	13.100 10	3.8 8.250	12.050 30		4.8 9.350	14.150 5	4.1 8.900	13.000 9	3.9 9.000	12.900 6			65.200









Team Results

Rank	Name	NOC Code													SJ Pen	Total
			D E	Total Rk. Pen.	D E	Total Rk. Pen.	D E	Total Rk. Pen.	D E	Total Rk. Pen.	D E	Total Rk. Pen.	D E	Total Rk. Pen.		
7	Hungary	HUN	25.150		24.600		25.700		27.500		25.750		25.600			154.300
	KIS Dominik Csaba		4.1 8.600	12.700 23	4.0 8.400	12.400 20	3.9 8.800	12.700 20	4.0 9.450	13.450 22						51.250
	ZAMBORI Zala Samu		4.2 8.350	12.450 30			4.2 8.800	13.000 10	4.8 9.250	14.050 6	4.0 8.900	12.900 12	4.5 8.700	13.200 3		65.600
	BOGYO Daniel Tamas				3.9 8.300	12.200 27					3.7 9.150	12.850 14	3.5 8.900	12.400 22		37.450
8	Netherlands	NED	26.000		24.300		25.900		27.100		25.400		25.100			153.800
	ENSER Aaron		4.7 8.500	13.100 9					5.2 8.800	13.900 14						27.000
	ATHERTON Leon		4.6 8.300	12.900 17	4.5 7.500	12.000 33	4.0 8.800	12.800 17	4.0 9.200	13.200 28	4.4 8.450	12.850 17	4.2 8.350	12.550 18		76.300
	KESER Cas				3.8 8.500	12.300 24	4.2 8.900	13.100 4			4.2 8.350	12.550 28	4.0 8.550	12.550 17		50.500
9	Austria	AUT	25.000		23.950		25.750		27.950		25.300		25.400			153.350
	SCHWAIGER Alfred				4.5 7.200	11.700 43	4.1 8.650	12.750 19			4.2 8.500	12.700 24	4.0 8.800	12.800 9		49.950
	LINDPOINTNER Vincent		4.3 8.800	13.100 8			4.4 8.600	13.000 11	4.8 9.200	14.000 9			3.5 9.100	12.600 15		52.700
	FRAISL Mateo Elija		4.5 7.400	11.900 50	4.3 7.950	12.250 25			4.8 9.250	13.950 10	4.4 8.200	12.600 25				50.700









Team Results

Rank	Name	NOC Code													SJ Pen	Total
			D E	Total Rk. Pen.	D E	Total Rk. Pen.	D E	Total Rk. Pen.	D E	Total Rk. Pen.	D E	Total Rk. Pen.	D E	Total Rk. Pen.		
10	Ukraine	UKR	24.250		23.600		25.950		26.150		26.650		25.950			152.550
	SHVED Sviatoslav		4.2 7.850	12.050 44			4.2 8.750	12.950 12			4.5 8.600	13.100 8				38.100
	RUDYI Ivan		4.3 7.900	12.200 39	4.9 7.450	12.350 23	4.1 8.900	13.000 8	4.0 9.050	12.950 38	4.7 8.850	13.550 3	4.6 8.550	13.150 4		77.200
	YEMELIANOV Yurii				4.2 7.050	11.250 55			4.0 9.200	13.200 28			4.4 8.400	12.800 11		37.250
11	Switzerland	SUI	26.200		23.800		25.500		27.400		25.050		24.500			152.450
	ATEYEH Omar		4.5 8.500	13.000 13	5.0 6.850	11.850 39	4.1 8.800	12.900 15	4.8 8.850	13.550 20	4.0 8.150	12.150 43	3.8 8.350	12.150 31		75.600
	PONZIO Damiano															0.000
	RIESCO Carlo Mario		4.6 8.600	13.200 6	3.9 8.050	11.950 34	4.1 8.500	12.600 28	4.8 9.050	13.850 15	4.1 8.800	12.900 13	4.1 8.250	12.350 25		76.850
12	Türkiye	TUR	25.950		24.800		25.050		27.150		24.900		24.550			152.400
	AVCI Alperen Ege		4.6 8.400	13.000 14	3.9 8.500	12.400 19	4.0 8.650	12.650 23	4.8 9.500	14.300 3						52.350
	KARTIN Metehan		4.7 8.250	12.950 16			4.0 8.400	12.400 37			4.1 8.650	12.750 21	3.4 9.050	12.450 20		50.550
	SEN Deniz				4.5 7.900	12.400 21			4.0 8.850	12.850 46	3.1 9.050	12.150 40	3.3 8.800	12.100 32		49.500









Team Results

Rank	Name	NOC Code													SJ Pen	Total
			D E	Total Rk. Pen.	D E	Total Rk. Pen.	D E	Total Rk. Pen.	D E	Total Rk. Pen.	D E	Total Rk. Pen.	D E	Total Rk. Pen.		
13	Romania	ROU	24.950		24.200		25.050		27.450		25.600		24.650			151.900
	PUICEA David		4.5 7.950	12.450 31	4.2 7.950	12.150 29	3.9 8.500	12.400 35	4.4 9.000	13.400 23	4.5 8.350	12.850 18	4.3 7.950	12.250 29		75.500
	MIHAI Iustin					4.0 8.650	12.650 23	4.8 9.250	14.050 6	4.4 8.350	12.750 23	4.2 8.200	12.400 23		51.850	
	BORCA Flavius		5.0 7.600	12.500 28	4.1 7.950	12.050 32										24.550
14	Belgium	BEL	25.900		25.550		25.000		26.500		25.250		23.650			151.850
	SCHEPERS Kyano		4.6 8.200	12.800 21	4.3 8.750	13.050 10	3.9 8.500	12.400 35	4.0 8.900	12.800 49	4.6 8.550	13.150 7	4.3 7.550	11.850 41		76.050
	TOURNICOURT Victor		4.9 8.200	13.100 11					4.8 8.900	13.700 17	3.9 8.200	12.100 49	3.4 8.400	11.800 42		50.700
	VAN KAMPEN Fynn				4.0 8.500	12.500 18	4.1 8.500	12.600 28								25.100
15	Bulgaria	BUL	24.800		25.700		25.650		24.600		25.750		24.100			150.600
	IVANOV David		4.5 7.950	12.450 31	5.7 8.550	14.250 1	4.2 8.450	12.650 25			4.8 7.700	12.500 29	3.4 8.600	12.000 35		63.850
	IVANOV Yoan		4.6 7.750	12.350 37	4.4 7.050	11.450 48	4.1 8.900	13.000 8	4.8 7.750	12.450 59	4.9 8.350	13.250 6	4.1 8.000	12.100 34		74.600
	STANOEV Lyubomir								4.8 7.650	12.150 65						12.150









Team Results

Rank	Name	NOC Code													SJ Pen	Total
			D E	Total Rk. Pen.	D E	Total Rk. Pen.	D E	Total Rk. Pen.	D E	Total Rk. Pen.	D E	Total Rk. Pen.	D E	Total Rk. Pen.		
16	Norway	NOR	25.450		23.750		24.000		26.100		24.200		24.150			147.650
	MALTSEV Ivan		4.0 8.450	12.450 29	3.2 8.650	11.850 38	3.9 8.300	12.200 41	4.0 9.300	13.200 27	3.3 8.850	12.150 42	3.7 8.500	12.200 30		74.050
	BERNTSEN Kasper		4.1 8.900	13.000 12			3.4 8.400	11.800 47	4.0 8.900	12.900 42	3.2 8.850	12.050 50	3.6 8.350	11.950 38		61.700
	LIESKE Phillip Sandviken				3.2 8.700	11.900 35										11.900
17	Sweden	SWE	25.150		23.950		22.600		25.800		25.000		23.850			146.350
	ALTARAC Viggo		3.7 8.600	12.000 45	3.8 8.100	11.900 36					3.8 8.950	12.750 20	3.8 8.800	12.600 16		49.250
	LEWANDOWSKI Oliver		4.3 8.850	13.150 7	3.8 8.250	12.050 30	3.3 8.100	11.400 58	4.0 9.000	12.900 41	3.0 9.250	12.250 35				61.750
	CARMINGER Jasper						2.9 8.600	11.200 62	4.0 8.900	12.900 42			3.0 8.250	11.250 51		35.350
18	Czechia	CZE	22.650		23.450		23.400		25.850		24.550		24.050			143.950
	KALINIC Tomas		4.0 7.550	11.550 58	3.7 8.100	11.800 40	3.8 7.500	11.300 61	4.0 8.050	12.050 66	3.6 8.650	12.250 37	3.6 8.500	12.100 33		71.050
	DANEK Jonas		4.5 6.900	11.100 72	3.8 7.850	11.650 44	3.8 8.300	12.100 44	4.8 9.100	13.800 16	3.1 9.200	12.300 33	3.3 8.650	11.950 37		72.900









Team Results

Rank	Name	NOC Code													SJ Pen	Total
			D E	Total Rk. Pen.	D E	Total Rk. Pen.	D E	Total Rk. Pen.	D E	Total Rk. Pen.	D E	Total Rk. Pen.	D E	Total Rk. Pen.		
19	Cyprus	CYP	23.050		23.200		24.900		25.050		24.450		22.200			142.850
	TSILIDIS Giorgos		3.5 8.000	11.500 60	2.3 8.550	10.850 62	3.3 8.800	12.100 43								34.450
	GOGOS Petros		3.8 7.750	11.550 56					4.0 8.800	12.800 50	3.2 8.800	12.000 53	2.0 8.450	10.450 69		46.800
	SAVVA Neofytos				3.9 8.450	12.350 22	4.0 8.800	12.800 17	3.2 9.050	12.250 61	3.9 8.550	12.450 31	3.6 8.150	11.750 43		61.600
20	Greece	GRE	22.050		23.250		23.350		25.350		24.650		23.150			141.800
	CHATZIOANNIDIS Kyriakos		3.9 7.250	11.150 71	2.6 7.100	9.700 74			4.0 8.850	12.750 52	3.5 8.600	12.100 48				45.700
	EMINIDIS Serafeim				4.6 8.950	13.550 5	3.8 8.350	12.150 42	4.0 8.600	12.600 55	4.0 8.550	12.550 27	3.6 8.300	11.900 40		62.750
	MELIKSETIAN Angelos Artases		4.8 6.700	10.900 74	0.600		3.5 7.700	11.200 64					3.6 7.650	11.250 52		33.350
21	Israel	ISR	24.700		23.400		23.900		26.200		21.500		22.050			141.750
	ORTAL Ron		4.2 8.500	12.600 25	3.6 8.550	12.150 28	3.7 8.500	12.200 40	4.0 9.300	13.300 24	3.6 8.400	12.000 54	3.8 7.000	10.800 65		73.050
	HACOHEN Erez		3.5 8.600	12.100 41	3.1 8.150	11.250 53	3.6 8.100	11.700 52	3.2 9.700	12.900 40	3.8 5.700	9.500 77	2.9 8.350	11.250 50		68.700



Team Results

Rank	Name	NOC Code													SJ Pen	Total
			D E	Total Rk. Pen.	D E	Total Rk. Pen.	D E	Total Rk. Pen.	D E	Total Rk. Pen.	D E	Total Rk. Pen.	D E	Total Rk. Pen.		
22	Luxembourg	LUX	24.650		20.950		23.150		26.050		24.250		22.100			141.150
	PALERMO Joy		4.2 8.500	12.700 24	3.1 6.900	10.000 69						2.1 8.800	10.900 62		33.600	
	KAYSER Mathis				3.1 7.850	10.950 61	3.3 8.500	11.800 46	4.0 9.050	13.050 35	3.4 9.050	12.450 30	3.2 8.000	11.200 53		59.450
	MANGEN Ben		4.0 7.950	11.950 49			2.8 8.850	11.350 59	4.0 9.000	13.000 37	3.0 8.800	11.800 61				48.100
23	Lithuania	LTU	22.600		22.900		24.150		24.600		22.800		23.450			140.500
	PADEGIMAS Kristijonas				5.4 7.650	13.050 11										13.050
	MURENAS Martynas		4.1 6.650	10.750 76			3.5 8.300	11.800 48	3.2 8.500	11.700 71	3.8 8.100	11.900 59	3.4 8.500	11.900 39		58.050
	GRIKINIS Nedas		4.0 7.850	11.850 51	3.3 6.550	9.850 72	4.3 8.050	12.350 39	4.0 8.900	12.900 42	4.1 6.800	10.900 74	4.1 7.450	11.550 45		69.400
24	Finland	FIN	22.700		21.500		22.150		25.650		24.400		21.700			138.100
	KARPPINEN Iiro		4.0 7.050	10.750 75			2.9 8.050	10.950 67	4.0 8.750	12.750 53	3.1 9.000	12.100 47				46.550
	JAAKOLA Taavi		3.8 8.250	11.950 48	3.0 6.800	9.800 73	3.1 8.400	11.200 63	4.0 8.900	12.900 42	3.5 8.800	12.300 34	2.3 8.350	10.650 66		68.800
	NIKKOLA Niilo				3.3 8.400	11.700 42							2.6 8.450	11.050 59		22.750



Team Results

Rank	Name	NOC Code													SJ Pen	Total
			D	Total Rk.	D	Total Rk.	D	Total Rk.	D	Total Rk.	D	Total Rk.	D	Total Rk.		
			E	Pen.	E	Pen.	E	Pen.	E	Pen.	E	Pen.	E	Pen.		
25	Poland	POL	21.800		22.850		22.500		23.850		22.850		21.600			135.450
	KORBIEL Franciszek		2.9	10.650 77	4.0	11.300 52	3.0	10.650 71			3.1	10.700 76	2.2	9.900 73		53.200
			8.050	0.300	7.300		7.950	0.300			7.600		7.700			
	KOLODZIEJCZYK Karol				3.0	11.550 46			4.0	11.150 75						22.700
					8.550				7.450	0.300						
	KOPERSKI Filip		3.4	11.150 69			3.4	11.850 45	4.0	12.700 54	3.2	12.150 41	3.4	11.700 44		59.550
			8.050	0.300			8.450		8.700		8.950		8.300			
26	Iceland	ISL	23.050		20.450		21.850		23.900		23.550		22.500			135.300
	KRISTINSSON Ari				3.7	10.500 64	2.3	10.250 75			3.0	12.000 52				32.750
					6.800		8.250	0.300			9.000					
	RAGNARSSON Lukas Ari		3.8	11.550 56			3.3	11.600 54	3.2	12.250 61	2.5	11.550 65	2.8	11.350 47		58.300
			7.750				8.300		9.050		9.050		8.550			
	KARASON Stefan Mani		2.9	11.500 59	2.2	9.950 70			3.2	11.650 72			2.6	11.150 55		44.250
			8.600		7.750				8.750	0.300			8.550			

LEGEND	Horizontal bar	Parallel bars	Vault	Rings	Pommel horse	Floor exercise
E Execution		D Difficulty	Rk. Ranking	Pen Penalty		